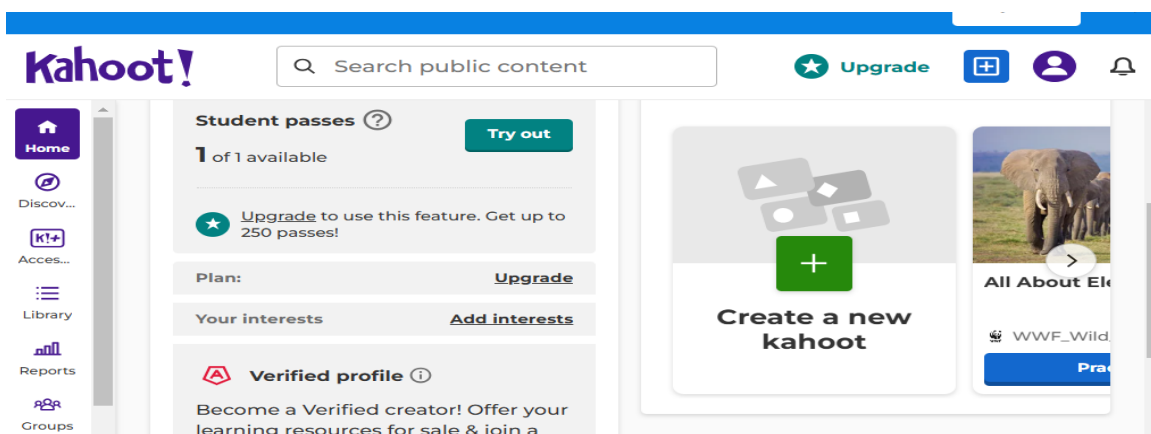
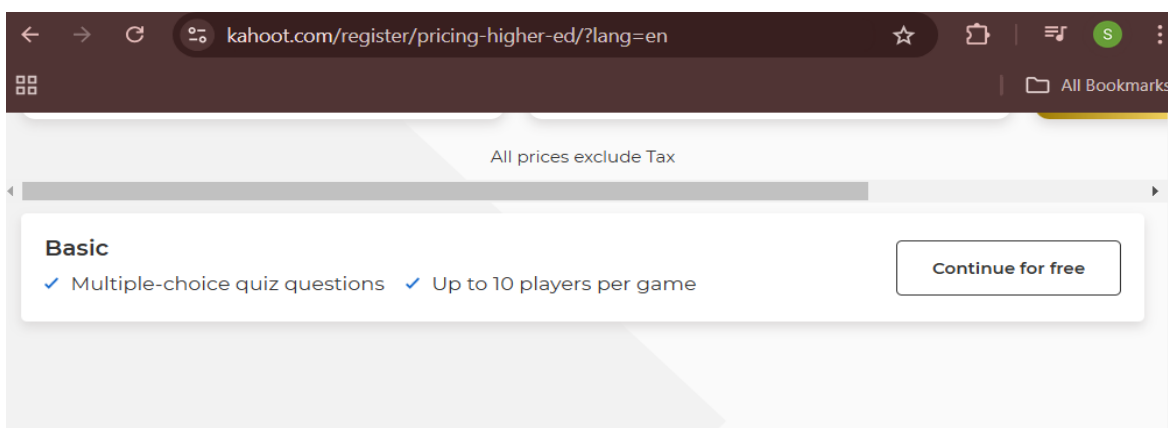
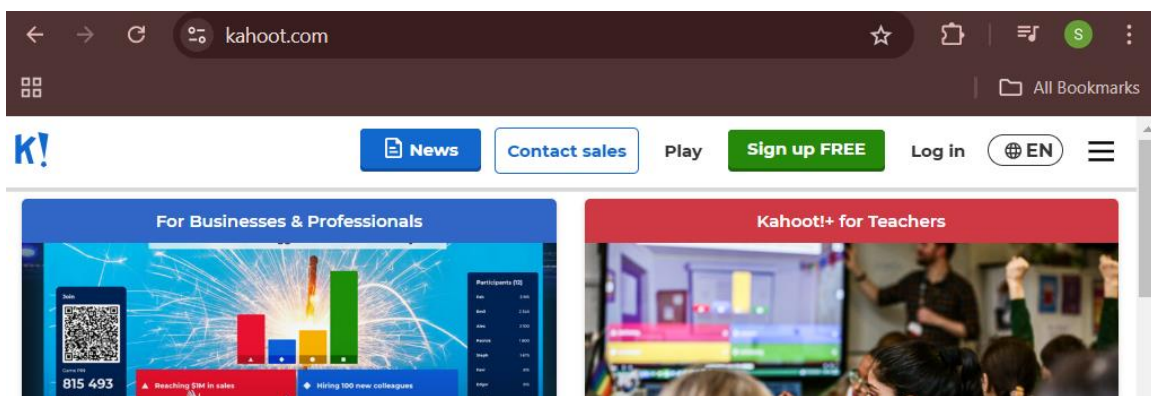


Kahoot Guide for Instructors (Free Version)

Purpose: Engage students in fun, interactive quizzes and learning games using Kahoot's free features.

1. Getting Started

- **Sign Up:** Visit [Kahoot](https://www.kahoot.com/) and create a free account with your email.



2. Creating Your First Quiz

- Create a Kahoot:

- Go to your Kahoot dashboard, click **Create** and select **Quiz**.
- Enter your quiz questions, answer options, and mark the correct answer for each question.
- Use **Add Question** to include multiple questions in one quiz.

- Free Version Limitations:

- **Question Types:** Multiple Choice, True/False only.
- **Number of Players:** Limited to 10 players if hosted via personal accounts.

3. Hosting a Kahoot in Class

- Start the Quiz:

- Go to your Kahoot, click **Start**, and choose **Teach Mode** to host a live quiz.
- Share the game PIN displayed on the screen so students can join from their devices.

- Collecting Responses:

- Students answer questions live, and you can monitor real-time responses and scores as each question is answered.

4. Using Kahoot Across Different Student Groups and Lectures

Since Kahoot's free version has player limits and basic quiz features, here's how you can manage it for multiple classes and student groups.

Reusing Kahoots Across Classes

1. Duplicate Kahoots:

- Create a copy of each quiz for different student groups or sessions.
- Go to the quiz, select **Duplicate**, and rename it (e.g., "Biology Quiz – Group A" and "Biology Quiz – Group B").

2. Organize Quizzes by Folder:

- Group quizzes by lecture or student group in folders to make tracking easier.
- Example: "Intro to Biology – Group A" and "Intro to Biology – Group B" folders.

Customizing Quizzes for Different Groups

1. Edit Copies for Specific Groups:

- Adjust quiz questions or answers slightly for different groups as needed.
- Simply open the duplicate quiz, make edits, and save it for that group.

Managing Limits on Free Accounts

1. Stagger Participation:

- For larger classes, divide students into smaller groups and run the quiz multiple times.

2. Use Kahoot for Key Concepts:

- Use Kahoot for reviewing main ideas or concepts to maximize engagement within the 10-player limit.